


Dokumentation



***Doppelnippel mit konischem Gewinde,
bis 25 bar
- Typ DN ... K MSV, DN ... K MS,
DN ... K ES, DN ... K ST -***



1. Inhalt

2. Artikelnummern und technische Daten	1
3. Abmessungen	2

2. Artikelnummern und technische Daten

Doppelnippel mit konischem Gewinde				bis 25 bar		
Typ 16 bar MS vernickelt	Typ 16 bar Messing/Rotguss	Typ 16 bar 1.4408 	Typ 25 bar Temperguss verz.	Gewinde	Gewinde	SW ¹⁾
DN 1818 K MSV	DN 1818 K MS	DN 1818 K ES	DN 1818 K ST	R 1/8"	R 1/8"	12
DN 1418 K MSV	DN 1418 K MS	DN 1418 K ES	DN 1418 K ST	R 1/4"	R 1/8"	14
DN 1414 K MSV	DN 1414 K MS	DN 1414 K ES	DN 1414 K ST	R 1/4"	R 1/4"	14
DN 3818 K MSV	DN 3818 K MS	DN 3818 K ES	DN 3818 K ST	R 3/8"	R 1/8"	17
DN 3814 K MSV	DN 3814 K MS	DN 3814 K ES	DN 3814 K ST	R 3/8"	R 1/4"	17
DN 3838 K MSV	DN 3838 K MS	DN 3838 K ES	DN 3838 K ST	R 3/8"	R 3/8"	17
DN 1214 K MSV	DN 1214 K MS	DN 1214 K ES	DN 1214 K ST	R 1/2"	R 1/4"	22
DN 1238 K MSV	DN 1238 K MS	DN 1238 K ES	DN 1238 K ST	R 1/2"	R 3/8"	22
DN 1212 K MSV	DN 1212 K MS	DN 1212 K ES	DN 1212 K ST	R 1/2"	R 1/2"	22
---	DN 3438 K MS	DN 3438 K ES	DN 3438 K ST	R 3/4"	R 3/8"	27
DN 3412 K MSV	DN 3412 K MS	DN 3412 K ES	DN 3412 K ST	R 3/4"	R 1/2"	27
DN 3434 K MSV	DN 3434 K MS	DN 3434 K ES	DN 3434 K ST	R 3/4"	R 3/4"	27
---	---	DN 1038 K ES	---	R 1"	R 3/8"	---
DN 1012 K MSV	DN 1012 K MS	DN 1012 K ES	DN 1012 K ST	R 1"	R 1/2"	34
DN 1034 K MSV	DN 1034 K MS	DN 1034 K ES	DN 1034 K ST	R 1"	R 3/4"	34
DN 1010 K MSV	DN 1010 K MS	DN 1010 K ES	DN 1010 K ST	R 1"	R 1"	34
---	---	DN 11434 K ES	DN 11434 K ST	R 1 1/4"	R 3/4"	---
---	---	DN 11410 K ES	DN 11410 K ST	R 1 1/4"	R 1"	---
---	DN 114114 K MS	DN 114114 K ES	DN 114114 K ST	R 1 1/4"	R 1 1/4"	46
---	---	DN 11234 K ES	DN 11234 K ST	R 1 1/2"	R 3/4"	---
---	---	DN 11210 K ES	DN 11210 K ST	R 1 1/2"	R 1"	---
---	---	DN 112114 K ES	DN 112114 K ST	R 1 1/2"	R 1 1/4"	---
---	DN 112112 K MS	DN 112112 K ES	DN 112112 K ST	R 1 1/2"	R 1 1/2"	50
---	---	DN 2010 K ES	---	R 2"	R 1"	---
---	---	DN 20114 K ES	DN 20114 K ST	R 2"	R 1 1/4"	---
---	---	DN 20112 K ES	DN 20112 K ST	R 2"	R 1 1/2"	---
---	DN 2020 K MS 	DN 2020 K ES	DN 2020 K ST	R 2"	R 2"	62
---	---	---	DN 212112 K ST	R 2 1/2"	R 1 1/2"	---
---	---	DN 21220 K ES	DN 21220 K ST	R 2 1/2"	R 2"	---
---	---	DN 212212 K ES	DN 212212 K ST	R 2 1/2"	R 2 1/2"	---
---	---	DN 3020 K ES	DN 3020 K ST	R 3"	R 2"	---
---	---	DN 30212 K ES	DN 30212 K ST	R 3"	R 2 1/2"	---
---	---	DN 3030 K ES	DN 3030 K ST	R 3"	R 3"	---
---	---	DN 4030 K ES	DN 4030 K ST	R 4"	R 3"	---
---	---	DN 4040 K ES	DN 4040 K ST	R 4"	R 4"	---

Besonders preiswert!

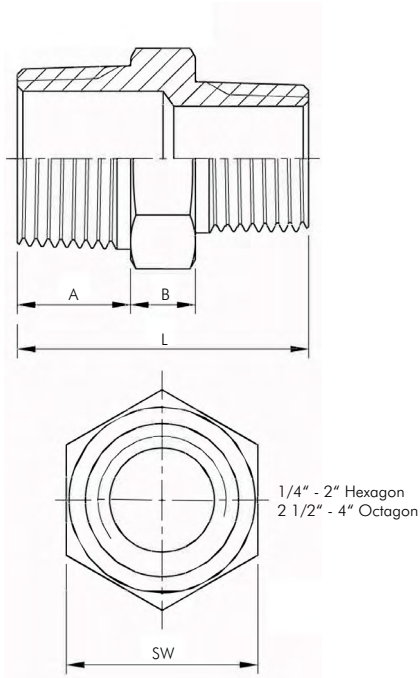


Typ 280/N8

1) Angaben gelten für Typ Messing. Für alle anderen Typen fragen Sie bitte an.

3. Abmessungen

DN ... K ES



Typ 16 bar						
1.4408	Gewinde	Gewinde	A	B	L	SW
DN 1818 K ES	R 1/8"	R 1/8"	12,2	5,7	30,0	13,3
DN 1418 K ES	R 1/4"	R 1/8"	13,0	6,0	31,0	15,1
DN 1414 K ES	R 1/4"	R 1/4"	13,0	6,0	32,0	15,2
DN 3818 K ES	R 3/8"	R 1/8"	14,0	7,0	34,0	18,6
DN 3814 K ES	R 3/8"	R 1/4"	14,0	7,0	34,0	18,6
DN 3838 K ES	R 3/8"	R 3/8"	13,0	6,1	32,0	18,5
DN 1214 K ES	R 1/2"	R 1/4"	16,5	8,0	36,5	23,0
DN 1238 K ES	R 1/2"	R 3/8"	16,5	8,0	36,5	23,0
DN 1212 K ES	R 1/2"	R 1/2"	17,2	7,6	42,0	23,0
DN 3438 K ES	R 3/4"	R 3/8"	17,0	8,0	41,0	28,5
DN 3412 K ES	R 3/4"	R 1/2"	17,0	8,0	41,5	28,5
DN 3434 K ES	R 3/4"	R 3/4"	17,6	8,4	43,5	29,0
DN 1038 K ES	R 1"	R 3/8"	20,0	9,0	42,5	35,4
DN 1012 K ES	R 1"	R 1/2"	20,0	9,0	45,0	35,4
DN 1034 K ES	R 1"	R 3/4"	20,0	9,0	45,0	35,4
DN 1010 K ES	R 1"	R 1"	20,4	8,3	49,0	35,0
DN 11434 K ES	R 1 1/4"	R 3/4"	21,0	10,0	49,0	44,5
DN 11410 K ES	R 1 1/4"	R 1"	22,0	100,0	52,0	44,5
DN 114114 K ES	R 1 1/4"	R 1 1/4"	20,8	10,0	51,5	44,0
DN 11234 K ES	R 1 1/2"	R 3/4"	21,0	10,0	49,0	50,0
DN 11210 K ES	R 1 1/2"	R 1"	21,5	11,0	52,5	50,0
DN 112114 K ES	R 1 1/2"	R 1 1/4"	22,0	11,0	55,0	51,0
DN 112112 K ES	R 1 1/2"	R 1 1/2"	20,7	10,2	51,5	50,0
DN 2010 K ES	R 2"	R 1"	23,0	11,0	53,5	61,5
DN 20114 K ES	R 2"	R 1 1/4"	23,0	11,0	56,0	61,5
DN 20112 K ES	R 2"	R 1 1/2"	23,0	11,0	55,5	61,5
DN 2020 K ES	R 2"	R 2"	22,0	10,6	54,5	62,0
DN 21220 K ES	R 2 1/2"	R 2"	27,5	13,0	65,5	78,0
DN 212212 K ES	R 2 1/2"	R 2 1/2"	25,0	13,1	63,0	78,0
DN 3020 K ES	R 3"	R 2"	28,0	15,0	68,5	93,0
DN 30212 K ES	R 3"	R 2 1/2"	28,5	15,0	71,0	92,0
DN 3030 K ES	R 3"	R 3"	27,5	13,0	68,0	91,0
DN 4030 K ES	R 4"	R 3"	30,0	15,0	75,0	117,0
DN 4040 K ES	R 4"	R 4"	30,3	14,5	75,0	117,0